

# Daily Derivatives & Market Report

$dy/dx$

## CONTENTS

Pg No.	Particulars
3	Market Summary
4	Nifty Futures – Derivatives Snap
5	Activity in Nifty Options
6	What do Nifty Technicals suggest
	Disclaimer

## Market Summary

Domestic Indices	Close	Points	% Chg
SENSEX	29048.2	215.7	0.75
NIFTY	8963.45	65.90	0.74
MIDCAP	13485.3	76.23	0.57
SMLCAP	13670.7	50.56	0.37
BSEFMC	8829.3	45.47	0.52
AUTO	21824.3	266.5	1.24
POWER	2181.0	24.97	1.16
REALTY	1505.1	12.82	0.86
BSE IT	10485.9	-20.27	-0.19
BANKEKX	23580.7	204.9	0.88
OILGAS	13554.4	176.8	1.32
METAL	12151.7	12.61	0.10

Currency Futures	Close	Pre. Pts	% Chg
29-Mar-16 EUR-INR	70.92	70.75	0.25
29-Mar-16 USD-INR	66.90	67.00	-0.15
29-Mar-16 GBP-INR	82.08	81.99	0.09
29-Mar-16 JPY-INR	58.83	58.58	0.39

Advance/ Decline	Adv	Dec	Un Ch.
NSE	897	761	91
BSE	1511	1371	213

FII/DII Capital Mkt*	Buy	Sell	Net
FII	4329	3765	564
DII	2032	2514	(482)

\*NOTE: - FII AND DII data figure is provisional

## Market Commentary

Indian markets have kicked off the week on a confident note, with the NSE index moving close to breaching a key psychological level of 9,000, while Sensex reclaimed 29,000-mark on Monday. Sentiments got a boost with the GST council moving a step closer towards implementing the goods and services tax (GST) from 1 July, approving two crucial supporting legislations of central GST law (CGST) and the integrated GST (IGST) law for this ambitious tax reform. It will again meet on 16 March to clear the state GST law (SGST) and the union territory GST law (UTGST). Once all the bills are passed by the council, the Union government will collectively take the bills to the Union cabinet for its approval. Some support also came with the report that foreign investments in the services sector increased 77.6 percent to \$7.55 billion in the first nine months of the current fiscal, helped by government steps to improve ease of doing business.

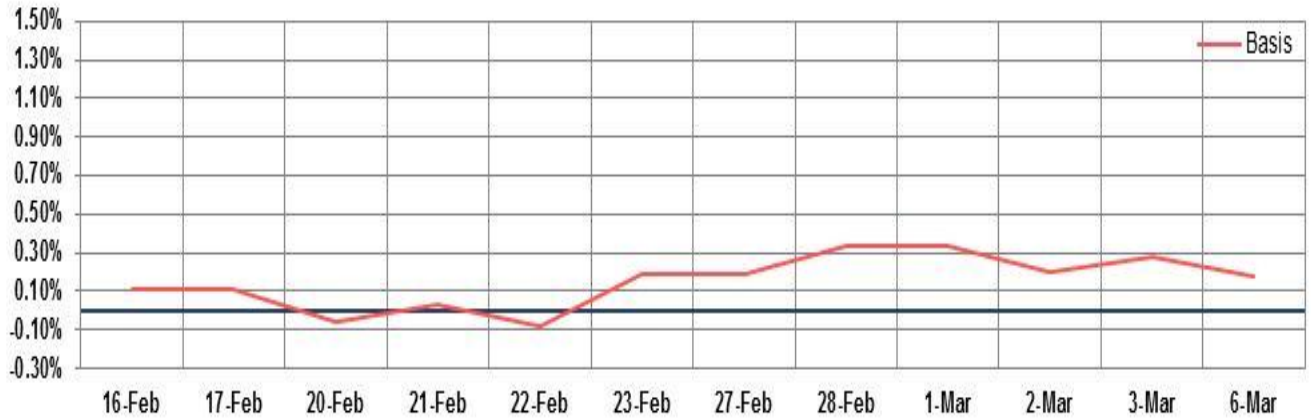
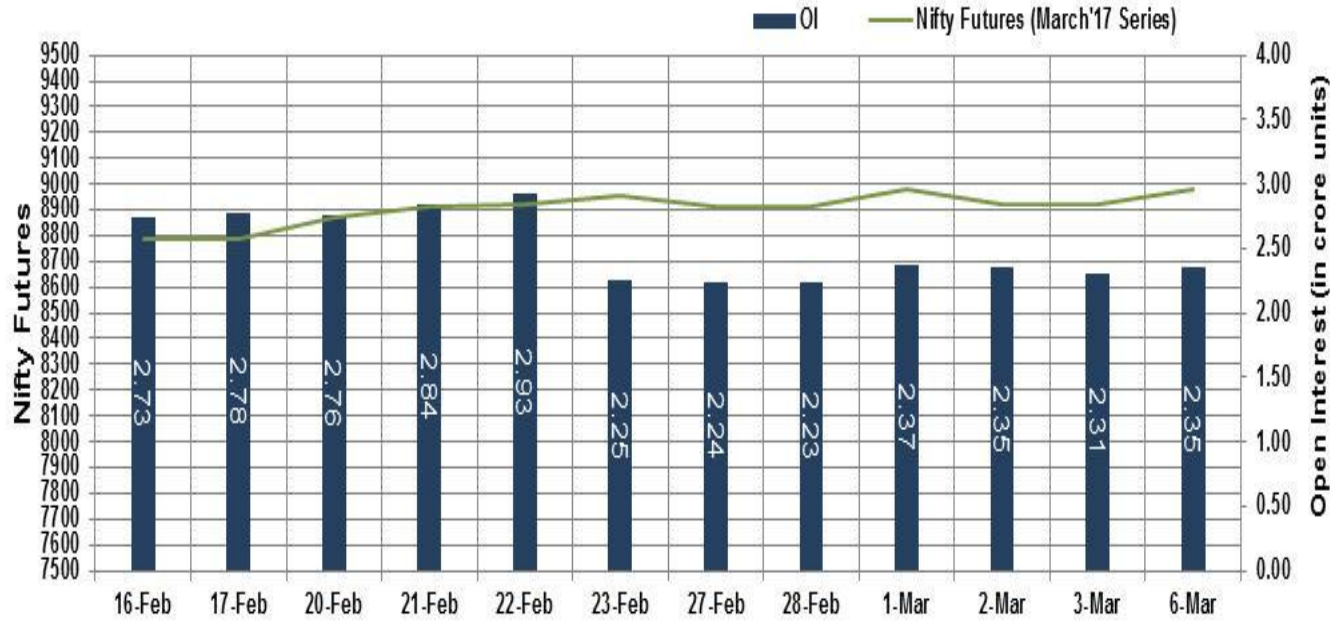
On the global front, Asian equity markets ended mostly higher on Monday, despite the prospects of a likely interest rate hike by the US Federal Reserve later this month as well as slower Chinese economic growth this year. In a speech to the national legislature, Premier Li Keqiang, China's top economic official, trimmed the country's growth target to 6.5% and warned of dangers from global pressure for trade controls as Beijing tries to build a consumer-driven economy and reduce reliance on exports and investment.

## Market Turnover & FII Derivative Data

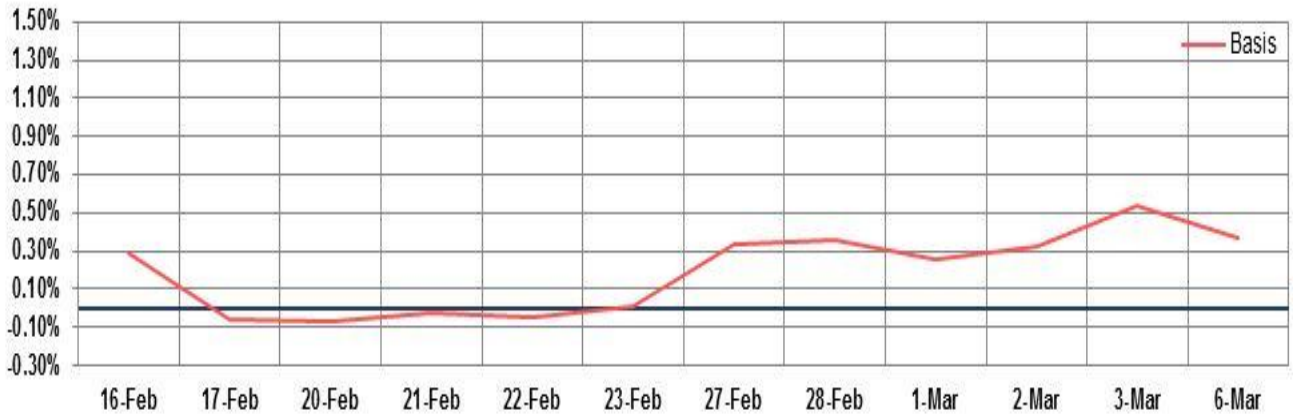
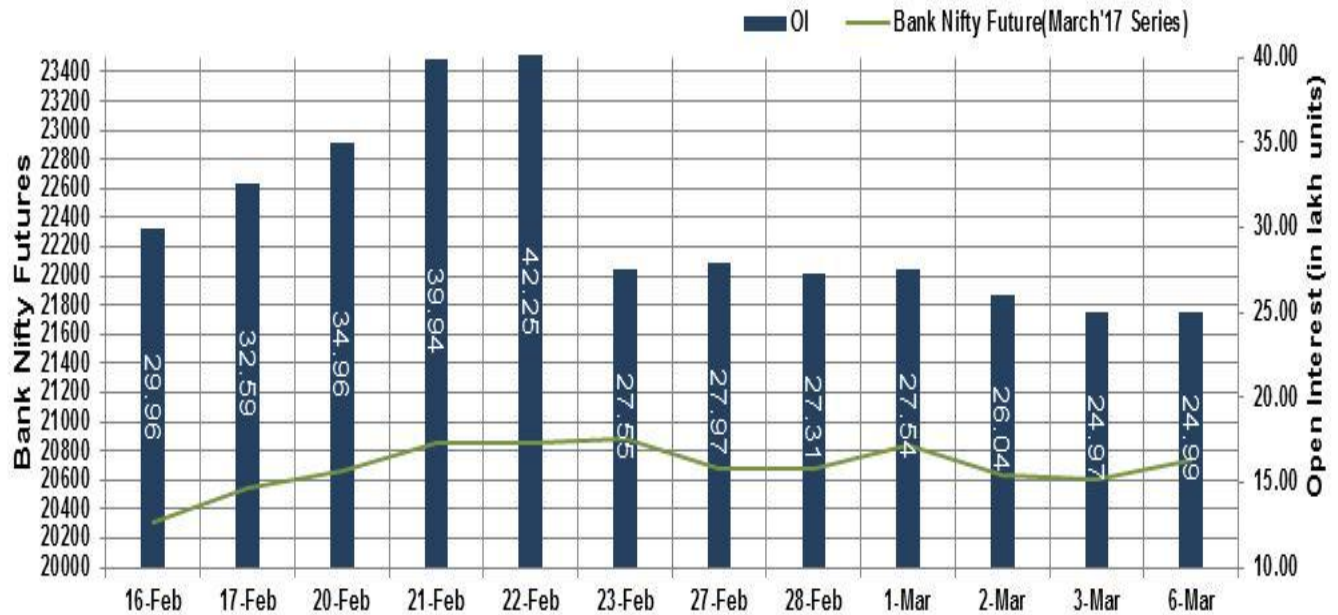
Market TO	Current	Previous	Net%
BSE CASH	2988	3002	(0)
NSE CASH	19153	21997	(13)
NSE FO	289617	241936	20

FII Derivatives	Buy	Sell	Net
Ind. Futures	1055	1382	(327)
Ind. Options	30641	31338	(697)
Stk. Futures	6248	6443	(194)
Stk. Options	3407	3343	65

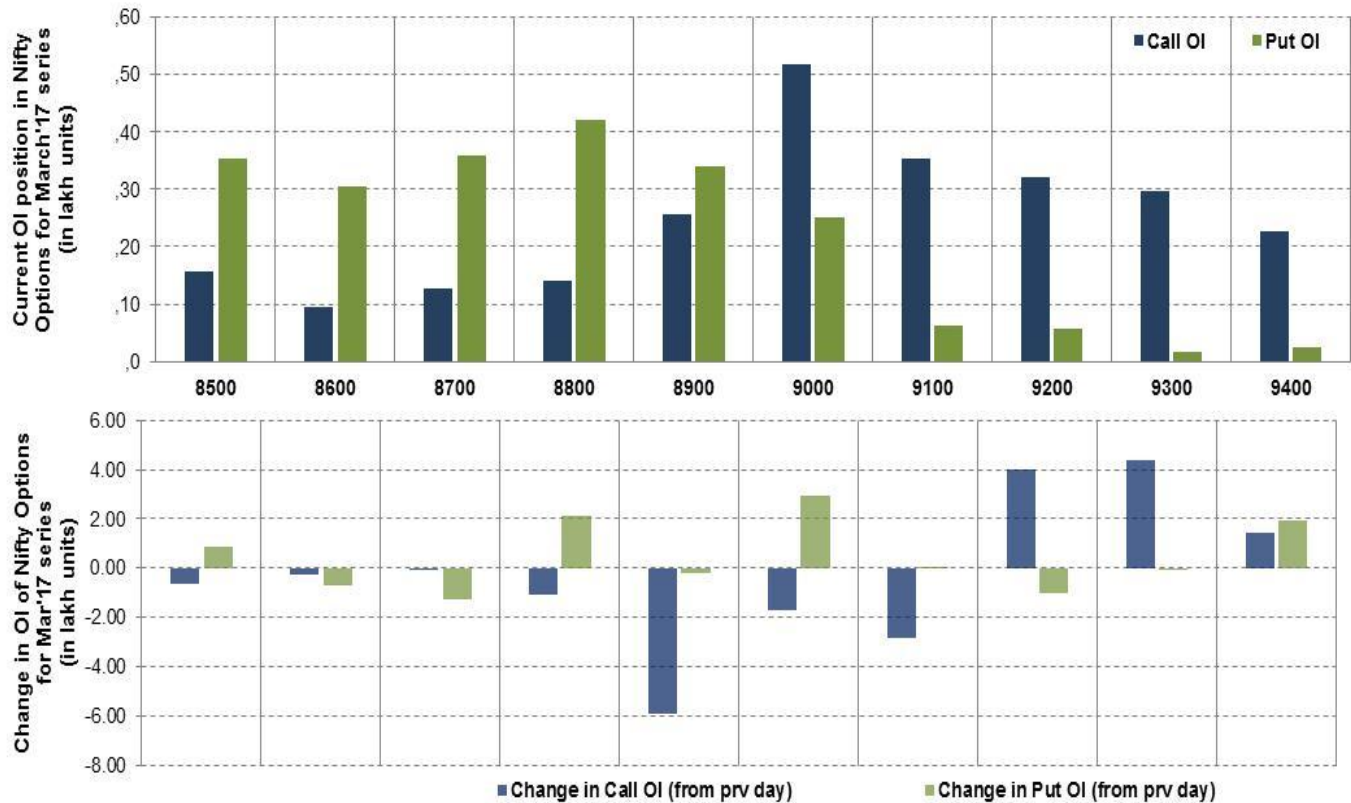
# Nifty Futures



## Bank Nifty Futures



## Nifty Options



Note – Change in OI of Nifty Options refers to change from previous trading day  
 Source-NSE, SIHL Derivatives Research (Institutional Equities)

- Among Nifty calls 9,000 SP from the March month expiry was the most active call with a reduction of 0.17 million in open interest.
- Among Nifty puts, 8,800 SP from the March month expiry was the most active put with an addition of 0.21 million open interests.
- The maximum OI outstanding for Calls was at 9,000 SP (5.17mn) and that for Puts was at 8,800 SP (4.20mn).

## Nifty Technicals & Indices Levels



Nifty Cash prices have settled at 8963.45 up by 0.74% from its previous close. On the upper side it has resistance of 9000 and 9050 levels, While lower side it has support of 8850 and 8800 levels. Intraday traders should be cautious and take position accordingly.

Source-Spider, SIHL Research (Institutional Equities)

Pivot	CMP	R2	R1	Pivot	S1	S2
Nifty	<b>8963</b>	9002.2	8982.8	<b>8948</b>	8929.0	8894.6
Sensex	<b>29048</b>	29205.6	29126.9	<b>28992</b>	28912.8	28777.4
Nifty Futures	<b>8979</b>	9020.8	9000.0	<b>8964</b>	8943.4	8907.7
Bank Nifty	<b>20664</b>	20836.4	20750.0	<b>20641</b>	20554.7	20445.8
CNX IT	<b>10779</b>	10872.1	10825.6	<b>10766</b>	10719.7	10660.3

Fresh Longs ↑ Open Interest ↑ Price					
Script	Prev. OI	Cur. OI	% Chg. OI	LTP	Price % Chg
GAIL	16,969,500	20,889,000	23.10	516.10	0.07
VOLTAS	4,476,000	5,358,000	19.71	383.55	3.24
OIL	2,014,474	2,252,404	11.81	340.50	1.70
TORNTPHARM	221,600	247,600	11.73	1377.40	2.09
Short-Covering ↓ Open Interest ↑ Price					
Script	Prev. OI	Cur. OI	% Chg. OI	LTP	Price % Chg
TATAMOTORS	39,733,500	38,118,000	-4.07	473.35	2.37
ADANIPTS	12,382,500	11,827,500	-4.48	303.55	2.21
HINDALCO	47,250,000	44,898,000	-4.98	200.10	0.58
LICHSGFIN	9,001,300	8,517,300	-5.38	567.55	1.93
Fresh Shorts ↑ Open Interest ↓ Price					
Script	Prev. OI	Cur. OI	% Chg. OI	LTP	Price % Chg
GODREJIND	1,159,500	1,306,500	12.68	487.70	-0.77
SOUTHBANK	66,182,580	73,904,430	11.67	20.45	-0.24
TORNTPOWER	4,260,000	4,749,000	11.48	201.70	-0.27
EICHERMOT	200,975	219,050	8.99	23159.35	-0.12
Long Unwinding ↓ Open Interest ↓ Price					
Script	Prev. OI	Cur. OI	% Chg. OI	LTP	Price % Chg
MINDTREE	2,955,600	2,896,800	-1.99	462.10	-1.21
ABIRLANUVO	2,554,000	2,497,600	-2.21	1471.35	-1.56
MARICO	4,659,200	4,555,200	-2.23	278.80	-0.54
JINDALSTEL	41,823,000	40,302,000	-3.64	126.45	-0.32



#### Disclaimer:

The Information provided by SMS or in newsletter or in any document has been prepared by Shah Investor's Home Ltd (SIHL). The Information provided by SMS or in newsletter does not constitute an offer or solicitation for the purchase or sale of any financial instrument or as an official confirmation of any transaction. The information contained herein is from publicly available data or other sources believed to be reliable, but we do not represent that it is accurate or complete and it should not be relied on as such. SIHL or any of its affiliates/ group companies shall not be in any way responsible for any loss or damage that may arise to any person from any inadvertent error in the information contained in this report or SMS. This Information provided by SMS, reports or in newsletter is provided for assistance only and is not intended to be and must not alone be taken as the basis for an investment decision. The user assumes the entire risk of any use made of this information. Each recipient of this Information provided by SMS, report or in newsletter should make such investigation as it deems necessary to arrive at an independent evaluation of an investment in the securities of companies referred to in this information provided by SMS, report or in newsletter (including the merits and risks involved), and should consult his own advisors to determine the merits and risks of such investment. The investment discussed or views expressed may not be suitable for all investors. This information is strictly confidential and is being furnished to you solely for your information.

The information should not be reproduced or redistributed or passed on directly or indirectly in any form to any other person or published, copied, in whole or in part, for any purpose. The information provided by report or SMS is not directed or intended for distribution to, or use by, any person or entity who is a citizen or resident of or located in any locality, state, country or other jurisdiction, where such distribution, publication, availability or use would be contrary to law, regulation or which would subject SIHL and affiliates/ group companies to any registration or licensing requirements within such jurisdiction. The distribution of this Information provided by SMS or in newsletter in certain jurisdictions may be restricted by law, and persons in whose possession this Information provided by SMS or in newsletter comes, should inform themselves about and observe, any such restrictions. The information given or Information provided by SMS, report or in newsletter is as of the date of the issue date of report or the date on which SMS provided and there can be no assurance that future results or events will be consistent with this information. This information is subject to change without any prior notice. SIHL reserves the right to make modifications and alterations to this statement as may be required from time to time. However, SIHL is under no obligation to update or keep the information current.

Nevertheless, SIHL is committed to providing independent and transparent recommendation to its client and would be happy to provide any information in response to specific client queries. Neither SIHL nor any of its affiliates, group companies, directors, employees, agents or representatives shall be liable for any damages whether direct, indirect, special or consequential including lost revenue or lost profits that may arise from or in connection with the use of the information. Past performance is not necessarily a guide to future performance. The disclosures of interest statements incorporated in the Information provided by SMS, report or in newsletter are provided solely to enhance the transparency and should not be treated as endorsement of the views expressed in the report. The analyst for this report certifies that all of the views expressed in this report accurately reflect his or her personal views about the subject company or companies and its or their securities, and no part of his or her compensation was, is or will be, directly or indirectly related to specific recommendations or views expressed in this report.

#### About Us:

Shah Investor's Home Ltd (SIHL) is an ISO 9001:2008 Certified financial Services Company established in 1994 at Ahmadabad, Gujarat. Customer satisfaction is guaranteed through our diversified product portfolio, professional management and customer first attitude. SIHL was the first broking house in Gujarat with membership in National Securities Depository Ltd (NSDL) and was the first broking name providing services in NSE F&O in Ahmedabad. Today, SIHL ranks among the top most players in Gujarat in retail stock broking area with 45 branches, 350 franchisee across India and providing service to more than 1,25,000 clients.